

Serialized: 07/30/2019 01:18pmQC21

GARY GUARINO  
TOWNSHIP OF HOPEWELL  
201 WASHINGTON CROSSING-PENNINGTON ROAD  
TITUSVILLE, NJ 08560-1410

Regarding:  
JOSEPH LAKE, DIRECTOR OF FACILITIES  
CAPITAL HEALTH MEDICAL CENTER - HOPEWELL  
11 CAPITAL WAY  
PENNINGTON, NJ 08534

**PROJECT ID:**

W01628 CAP HEALTH

**LABORATORY REPORT NUMBER:**

L7124680



Authorized by: Douglas J. Gump  
Client Services Manager

TOWNSHIP OF HOPEWELL  
W01628 CAP HEALTH  
CAPITAL HEALTH MEDICAL CENTER - HOPEWELL  
P.O. No:  
Inv. No: 1985240  
PWSID:

JOSEPH LAKE, DIRECTOR OF FACILITIES  
CAPITAL HEALTH MEDICAL CENTER - HOPEWELL  
11 CAPITAL WAY  
PENNINGTON, NJ 08534

Regarding:  
JOSEPH LAKE, DIRECTOR OF FACILITIES  
CAPITAL HEALTH MEDICAL CENTER - HOPEWELL  
11 CAPITAL WAY  
PENNINGTON, NJ 08534

## SAMPLE SUMMARY

Lab ID	Collected	Received	Matrix	Client ID
L7124680-1	06/10/19 10:56	06/10/19 14:15	WATER	KITCHEN SINK

Sample Description:	<b>KITCHEN SINK</b>	Samp. Date/Time/Temp:	<b>06/10/19 10:56am NA C</b>
Sample Number:	<b>L7124680-1</b>	Sampled by:	<b>Suzanne E. Hughes, Eurofins QC, LLC</b>
Matrix:	<b>WATER</b>	Iced (Y/N):	<b>Y</b>
Received Temp:	<b>2.2 C</b>		

## ENVIRONMENTAL MICROBIOLOGY -- KITCHEN SINK

Analytical Method:	<b>SM 9223B</b>	Run Date:	<b>06/11/19 01:48PM</b>	Workgroup:	
Dilution:	<b>1</b>	Analyst:	<b>RBK</b>	File ID:	<b>WM_LOGBOOK_SAT 97681 L7124680-1</b>
Units:		Instrument:		Basis:	

Parameter	CAS	Result	MDL	RL*
Total Coliform, Colilert P/A	N/A	NEG	N/A	1
E. Coli, Colilert P/A	N/A	NEG	N/A	1

## FIELD SERVICES -- KITCHEN SINK

Analytical Method:	<b>SM 2550B</b>	Run Date:	<b>06/10/19 10:56AM</b>	Workgroup:	
Dilution:		Analyst:	<b>SEH</b>	File ID:	
Units:	<b>Deg. C</b>	Instrument:		Basis:	

Parameter	CAS	Result	MDL	RL*
Field Temperature Celsius		20.4	N/A	0.5

Analytical Method:	<b>SM 4500CL G</b>	Run Date:	<b>06/10/19 10:56AM</b>	Workgroup:	
Dilution:	<b>1</b>	Analyst:	<b>SEH</b>	File ID:	
Units:	<b>mg/l</b>	Instrument:		Basis:	

Parameter	CAS	Result	MDL	RL*
Chlorine, residual	7782-50-5	0.06	N/A	0.02

Analytical Method:	<b>SM 4500H+B</b>	Run Date:	<b>06/10/19 10:56AM</b>	Workgroup:	
Dilution:	<b>1</b>	Analyst:	<b>SEH</b>	File ID:	
Units:	<b>units</b>	Instrument:		Basis:	

Parameter	CAS	Result	MDL	RL*
pH, field		7.76	N/A	0.010

## --SUBCONTRACTED RESULT REFERENCES--KITCHEN SINK

See attached reports for the following Subcontract Laboratories:

Eurofins - Eaton Analytical, South Bend (EATONSB)  
**HALOACETIC ACIDS BY METHOD 552**

Eurofins - Lancaster Laboratories, Environmental (ELLE)  
**ALKALINITY: to pH 4.5**  
**CALCIUM**  
**COPPER**  
**EPA METHOD 524.2 THMS ONLY**  
**LEAD**  
**TOTAL DISSOLVED SOLIDS**

\*=This limit was used in the evaluation of the final result.

PIN: 85365

Serial Number: 6532094

## Sample Comments | Result Qualifiers:

L7124680-1 :

Based on the EPA primary drinking water standard MCL for total coliforms, a water supply is considered bacteriologically "SAFE" if no Coliform bacteria are detected. To be considered "SAFE" your report should indicate "<1 col/100ml" or "NEG" for the Coliform Test. If your report indicates a positive result "POS" or a value of one (1) or greater, then your supply is "UNSAFE FOR DRINKING" contact your local Health Department.



\*=This limit was used in the evaluation of the final result.

PIN: 85365

Serial Number: 6532094

## DEFINITIONS

The following terms or abbreviations are used in this report:

Eurofins QC, LLC (EQC)

<	Less than: In conjunction with a numerical value, indicates a concentration less than RL / MDL
>	Greater than: In conjunction with a numerical value, indicates a concentration greater than RL / MDL
CFU	Colony Forming Unit
DF	Dilution Factor (For Microbiology, DF = volume of sample tested)
DRY	Result was reported on a dry weight basis
MCL	EPA recommended "Maximum Contaminant Level"
MDL	Method Detection Limit
MF	Membrane Filtration
MPN	Most Probable Number
ND	For odor test: No Odor Observed
ND	For all other tests: Analyte concentration Not Detected greater than the RL / MDL

NEG	Negative / Absent
NTU	Nephelometric Turbidity Units
POS	Positive / Present
PPB (µg/L)	Parts per billion: equivalent to 1 microgram per kilogram (µg/Kg) for solids or one microgram per liter (µg/L) for aqueous samples
PPM (mg/L)	Parts per million: equivalent to 1 milligram per kilogram (mg/Kg) for solids or one milligram per liter (mg/L) for aqueous samples
PRES	Presumptive
QUAL	Qualifier (Q)
RL	Laboratory Reporting Limit or Limit of Quantitation (LOQ)
TNTC	Too Numerous To Count
TON	Threshold Odor Number

### Data Qualifiers

J	Estimated value > MDL, but < RL
T	Temperature exceedance at receipt, refer to Sample Comments / Results Qualifiers section
E	Estimated CFU count (Microbiology)
Q	Qualifier defined in Sample Comment section on report

### Warranties, Terms, and Conditions

- Unless otherwise indicated in the Parameter field, analyses for environmental microbiology, odor, and pharmaceutical microbiology are performed at the EQC Horsham Facility (702 Electronic Dr. Horsham, PA 19044).
- Analyses for Field Parameters are performed by EQC Field staff. Locations and certifications are identified on the Chain of Custody as follows:
  - "ERF" = field staff performs tests under NJ State certification # 02015.
  - "VL" = field staff performs tests under NJ State certification # 06005.
  - "WG" = field staff performs tests under NJ State certification # PA001.
- Test results meet all TNI or other applicable regulatory agency requirements, including holding times and preservation, unless otherwise indicated.
- The report shall not be reproduced, except in full, without the written consent of the laboratory.
- All samples are collected as "grab" samples unless otherwise identified.
- Reported results relate only to the sample as tested. EQC is not responsible for sample integrity unless sampling has been performed by a member of our staff.
- EQC is not responsible for sampling and/or testing omissions. Note that regulatory authorities may assess substantial fines for testing omissions. Please track your sample collection schedules and results on a regular basis (e.g. weekly, monthly, or quarterly) to ensure compliance. EQC's internet program "LIVE ACCESS" will provide you with real-time access to collection dates and testing results. Please contact Client Services for further information.
- The following personnel or their deputies have approved the results of the tests performed by EQC: Nicki Smith (Environmental Chemistry), Amanda Berd (Pharmaceutical Microbiology), and Jordan Thorngren (Water Microbiology).

### EQC Accreditations

Horsham Facility	<u>NELAP/State IDs-</u> PA: 46-05499	NJ: PA093	NY: 12080	MD: 357
East Rutherford Facility	<u>State ID-</u>	NJ: 02015		
Vineland Facility	<u>State ID-</u>	NJ: 06005		
Wind Gap Facility	<u>State ID-</u>	NJ: PA001		

## LABORATORY REPORT

If you have any questions concerning this report, please do not hesitate to call us at (800) 332-4345 or (574) 233-4777.

*This report may not be reproduced, except in full, without written approval from EEA.*

## STATE CERTIFICATION LIST

State	Certification	State	Certification
Alabama	40700	Missouri	880
Alaska	IN00035	Montana	CERT0026
Arizona	AZ0432	Nebraska	NE-OS-05-04
Arkansas	IN00035	Nevada	IN00035
California	2920	New Hampshire*	2124
Colorado	IN00035	New Jersey*	IN598
Colorado Radiochemistry	IN00035	New Mexico	IN00035
Connecticut	PH-0132	New York*	11398
Delaware	IN035	North Carolina	18700
Florida*	E87775	North Dakota	R-035
Georgia	929	Ohio	87775
Hawaii	IN035	Oklahoma	D9508
Idaho	IN00035	Oregon (Primary AB)*	4074
Illinois*	200001	Pennsylvania*	68-00466
Illinois Microbiology	17767	Puerto Rico	IN00035
Illinois Radiochemistry	IN00035	Rhode Island	LAO00343
Indiana Chemistry	C-71-01	South Carolina	95005
Indiana Microbiology	M-76-07	South Dakota	IN00035
Iowa	098	Tennessee	TN02973
Kansas*	E-10233	Texas*	T104704187-18-12
Kentucky	90056	Texas/TCEQ	TX207
Louisiana*	LA014	Utah*	IN00035
Maine	IN00035	Vermont	VT-8775
Maryland	209	Virginia*	460275
Massachusetts	M-IN035	Washington	C837
Michigan	9926	West Virginia	9927 C
Minnesota*	018-999-338	Wisconsin	999766900
Mississippi	IN035	Wyoming	IN035
EPA	IN00035		

\*NELAP/TNI Recognized Accreditation Bodies

**NELAC NARRATIVE PAGE**

Client: QC Inc.

Report #: 455514NP

Eurofins Eaton Analytical, LLC is a NELAP accredited laboratory. All reported results meet the requirements of the NELAC standards, unless otherwise noted.



EEA contact person: Jim Vernon

NELAP requires complete reporting of deviations from method requirements, regardless of the suspected impact on the data. Quality control failures not reported within the report summary are noted here.

There were no quality control failures.

*Note: This report may not be reproduced, except in full, without written approval from EEA. EEA is accredited by the National Environmental Laboratory Accreditation Program (NELAP).*

---

		06/27/2019
Authorized Signature	Title	Date

Page 1 of 1



110 South Hill Street  
 South Bend, IN 46617  
 Tel: (574) 233-4777  
 Fax: (574) 233-8207  
 1 800 332 4345

## Laboratory Report

Client: QC Inc.

Attn: Nicki Smith  
 702 Electronic Drive  
 Horsham, PA 19044

Report: 455514  
 Priority: Standard Written  
 Status: Final  
 PWS ID: Not Supplied

Sample Information					
EEA ID #	Client ID	Method	Collected Date / Time	Collected By:	Received Date / Time
4325122	L7124680-1	552.2	06/10/19 10:56	Client	06/14/19 08:30



### Report Summary

Note: Sample container was provided by the client.

Detailed quantitative results are presented on the following pages. The results presented relate only to the samples provided for analysis.

We appreciate the opportunity to provide you with this analysis. If you have any questions concerning this report, please do not hesitate to call Jim Vernon at (574) 233-4777.

*Note: This report may not be reproduced, except in full, without written approval from EEA. EEA is accredited by the National Environmental Laboratory Accreditation Program (NELAP).*

   
 \_\_\_\_\_  
 Authorized Signature Title

06/27/2019  
 \_\_\_\_\_  
 Date

Client Name: QC Inc.  
 Report #: 455514

Sampling Point: L7124680-1

PWS ID: Not Supplied

Disinfection Byproducts									
Analyte ID #	Analyte	Method	Reg Limit	MRL†	Result	Units	Preparation Date	Analyzed Date	EEA ID #
631-64-1	Dibromoacetic acid	552.2	---	1.0	< 1.0	ug/L	06/19/19 09:11	06/20/19 06:49	4325122
79-43-6	Dichloroacetic acid	552.2	---	1.0	<b>5.7</b>	ug/L	06/19/19 09:11	06/20/19 06:49	4325122
79-08-3	Monobromoacetic acid	552.2	---	1.0	< 1.0	ug/L	06/19/19 09:11	06/20/19 06:49	4325122
79-11-8	Monochloroacetic acid	552.2	---	2.0	< 2.0	ug/L	06/19/19 09:11	06/20/19 06:49	4325122
76-03-9	Trichloroacetic acid	552.2	---	1.0	<b>9.5</b>	ug/L	06/19/19 09:11	06/20/19 06:49	4325122
---	Total HAA5	552.2	60 *	2.0	<b>15.2</b>	ug/L	06/19/19 09:11	06/20/19 06:49	4325122

† EEA has demonstrated it can achieve these report limits in reagent water, but can not document them in all sample matrices.

Reg Limit Type:	MCL	SMCL	AL
Symbol:	*	^	!

## Lab Definitions

**Continuing Calibration Check Standard (CCC) / Continuing Calibration Verification (CCV) / Initial Calibration Verification Standard (ICV) / Initial Performance Check (IPC)** - is a standard containing one or more of the target analytes that is prepared from the same standards used to calibrate the instrument. This standard is used to verify the calibration curve at the beginning of each analytical sequence, and may also be analyzed throughout and at the end of the sequence. The concentration of continuing standards may be varied, when prescribed by the reference method, so that the range of the calibration curve is verified on a regular basis. CCL, CCM, and CCH are the CCC standards at low, mid, and high concentration levels, respectively.

**Internal Standards (IS)** - are pure compounds with properties similar to the analytes of interest, which are added to field samples or extracts, calibration standards, and quality control standards at a known concentration. They are used to measure the relative responses of the analytes of interest and surrogates in the sample, calibration standard or quality control standard.

**Laboratory Duplicate (LD)** - is a field sample aliquot taken from the same sample container in the laboratory and analyzed separately using identical procedures. Analysis of laboratory duplicates provides a measure of the precision of the laboratory procedures.

**Laboratory Fortified Blank (LFB) / Laboratory Control Sample (LCS)** - is an aliquot of reagent water to which known concentrations of the analytes of interest are added. The LFB is analyzed exactly the same as the field samples. LFBs are used to determine whether the method is in control. FBL, FBM, and FBH are the LFB samples at low, mid, and high concentration levels, respectively.

**Laboratory Method Blank (LMB) / Laboratory Reagent Blank (LRB)** - is a sample of reagent water included in the sample batch analyzed in the same way as the associated field samples. The LMB is used to determine if method analytes or other background contamination have been introduced during the preparation or analytical procedure. The LMB is analyzed exactly the same as the field samples.

**Laboratory Trip Blank (LTB) / Field Reagent Blank (FRB)** - is a sample of laboratory reagent water placed in a sample container in the laboratory and treated as a field sample, including storage, preservation, and all analytical procedures. The FRB/LTB container follows the collection bottles to and from the collection site, but the FRB/LTB is not opened at any time during the trip. The FRB/LTB is primarily a travel blank used to verify that the samples were not contaminated during shipment.

**Matrix Spike Duplicate Sample (MSD) / Laboratory Fortified Sample Matrix Duplicate (LFSMD)** - is a sample aliquot taken from the same field sample source as the Matrix Spike Sample to which known quantities of the analytes of interest are added in the laboratory. The MSD is analyzed exactly the same as the field samples. Analysis of the MSD provides a measure of the precision of the laboratory procedures in a specific matrix. SDL, SDM, and SDH / LFSMDL, LFSMDM, and LFSMDH are the MSD or LFSMD at low, mid, and high concentration levels, respectively.

**Matrix Spike Sample (MS) / Laboratory Fortified Sample Matrix (LFSM)** - is a sample aliquot taken from field sample source to which known quantities of the analytes of interest are added in the laboratory. The MS is analyzed exactly the same as the field samples. The purpose is to demonstrate recovery of the analytes from a sample matrix to determine if the specific matrix contributes bias to the analytical results. MSL, MSM, and MSH / LFSML, LFSMM, and LFSMH are the MS or LFSM at low, mid, and high concentration levels, respectively.

**Quality Control Standard (QCS) / Second Source Calibration Verification (SSCV)** - is a solution containing known concentrations of the analytes of interest prepared from a source different from the source of the calibration standards. The solution is obtained from a second manufacturer or lot if the lot can be demonstrated by the manufacturer as prepared independently from other lots. The QCS sample is analyzed using the same procedures as field samples. The QCS is used as a check on the calibration standards used in the method on a routine basis.

**Reporting Limit Check (RLC) / Initial Calibration Check Standard (ICCS)** - is a procedural standard that is analyzed each day to evaluate instrument performance at or below the minimum reporting limit (MRL).

**Surrogate Standard (SS) / Surrogate Analyte (SUR)** - is a pure compound with properties similar to the analytes of interest, which is highly unlikely to be found in any field sample, that is added to the field samples, calibration standards, blanks and quality control standards before sample preparation. The SS is used to evaluate the efficiency of the sample preparation process.

EATON

374416

455514

EUROFINS QC, INC.  
SUBCONTRACT CHAIN OF CUSTODY - EATONSB  
Jun 10 2019, 11:39 am

Bill to:  
Horsham, PA 19044

EUROFINS QC, LLC  
702 Electronic Dr.  
Horsham, PA 19044  
Contact: Nicki Smith x3360  
Phone: 215-355-3900  
FAX: 215-392-0626

PMSID:



Sample ID	Number of Containers	Sampled Date and Time	Tier
L7124680-1 KITCHEN SINK		06/10/19 10:56 AM	
COMM: SEE L7130424-1 TB			

MHC

Total H2SO4 HCl AscAc HNO3 NaOH ZnAc Unpre Bact Mathio Other

06/22/19 WATER																			
----------------	--	--	--	--	--	--	--	--	--	--	--	--	--	--	--	--	--	--	--

4325122

HAA

Client Provided Sample Container

Package Type: \_\_\_\_\_

FINAL REPORT DUE: \_\_\_\_\_

Relinquished By	Date	Time
<i>OC</i>	6/13/19	1700

Received By	Date	Time
<i>Fudge</i>	6/13/19	1700
<i>SJG</i>	6-14-19	0830

Comments: 0.4°C



## ANALYSIS REPORT

Prepared by:

Eurofins Lancaster Laboratories Environmental  
2425 New Holland Pike  
Lancaster, PA 17601

Prepared for:

Eurofins QC Laboratories  
702 Electronic Drive  
Horsham PA 19044

Report Date: June 20, 2019 22:06

**Project: L7124680**

Account #: 26093  
Group Number: 2048003  
State of Sample Origin: NJ

Electronic Copy To Eurofins QC Laboratories

Attn: Nicki Smith

## SAMPLE INFORMATION

<u>Client Sample Description</u>	<u>Sample Collection Date/Time</u>	<u>ELLE#</u>
L7124680-1 Drinking Water	06/10/2019 10:56	1076571

The specific methodologies used in obtaining the enclosed analytical results are indicated on the Laboratory Sample Analysis Record.

Respectfully Submitted,



Wendy A. Kozma  
Principal Specialist Group Leader

To view our laboratory's current scopes of accreditation please go to <https://www.eurofinsus.com/environment-testing/laboratories/eurofins-lancaster-laboratories-environmental/certifications-and-accreditations-eurofins-lancaster-laboratories-environmental/>. Historical copies may be requested through your project manager.

**Sample Description:** L7124680-1 Drinking Water  
Kitchen Sink  
KITCHEN SINK

**Eurofins QC Laboratories**  
**ELLE Sample #:** PW 1076571  
**ELLE Group #:** 2048003  
**Matrix:** Drinking Water

**Project Name:** L7124680

**Submittal Date/Time:** 06/10/2019 19:30  
**Collection Date/Time:** 06/10/2019 10:56

CAT No.	Analysis Name	CAS Number	Result	Method Detection Limit*	Limit of Quantitation	MCL	Dilution Factor
<b>GC/MS Volatiles</b>							
		<b>EPA 524.2</b>	<b>ug/l</b>	<b>ug/l</b>	<b>ug/l</b>	<b>ug/l</b>	
03648	Bromodichloromethane	75-27-4	12	0.1	0.5		1
03648	Bromoform	75-25-2	N.D.	0.2	0.5		1
03648	Chloroform	67-66-3	49	0.1	0.5		1
03648	Dibromochloromethane	124-48-1	3.3	0.1	0.5		1
<b>Metals</b>							
		<b>EPA 200.7 rev 4.4</b>	<b>mg/l</b>	<b>mg/l</b>	<b>mg/l</b>	<b>mg/l</b>	
01750	Calcium	7440-70-2	26.6 B	0.0333	0.505		1
		<b>EPA 200.8 rev 5.4</b>	<b>mg/l</b>	<b>mg/l</b>	<b>mg/l</b>	<b>mg/l</b>	
06033	Copper	7440-50-8	0.0387	0.0099	0.0101	1.3	1
The action level for copper in the lead and copper rule is 1.3 mg/l.							
06035	Lead	7439-92-1	N.D.	0.00067	0.0010	0.015	1
The Lead and Copper Rule establishes a 15 ppb (0.015 mg/l) lead action limit for public water systems. This is based on a 1 liter sample size. The EPA recommends a limit of 20 ppb (0.02 mg/l) lead in school systems, based on a 250 ml sample size.							
<b>Wet Chemistry</b>							
		<b>SM 2320 B-2011</b>	<b>mg/l as CaCO3</b>	<b>mg/l as CaCO3</b>	<b>mg/l as CaCO3</b>	<b>mg/l as CaCO3</b>	
12150	Total Alkalinity to pH 4.5	n.a.	42.9	2.6	8.0		1
		<b>SM 2540 C-2011</b>	<b>mg/l</b>	<b>mg/l</b>	<b>mg/l</b>	<b>mg/l</b>	
00212	Total Dissolved Solids	n.a.	145	10.0	30.0	500	1
Total dissolved solids is a measure of residue remaining when a filtered water sample is evaporated. The Environmental Protection Agency (EPA) has established a secondary guideline of 500 mg/l total dissolved solids for drinking water.							

### Sample Comments

State of New Jersey Lab Certification No. PA011

### Laboratory Sample Analysis Record

CAT No.	Analysis Name	Method	Trial#	Batch#	Analysis Date and Time	Analyst	Dilution Factor
03648	VOCs- 25ml Water by 524.2	EPA 524.2	1	S191691AA	06/19/2019 05:57	Hu Yang	1
01750	Calcium	EPA 200.7 rev 4.4	1	191630528101	06/12/2019 14:36	Cindy M Gehman	1
06033	Copper	EPA 200.8 rev 5.4	1	191630605101A	06/18/2019 08:11	Choon Y Tian	1
06035	Lead	EPA 200.8 rev 5.4	1	191630605101A	06/18/2019 08:11	Choon Y Tian	1
05281	ICP Undigested Prep	EPA 200.7 rev 4.4	1	191630528101	06/12/2019 07:11	James L Mertz	1
06051	ICP-MS Undigested Prep	EPA 200.8 rev 5.4	1	191630605101	06/12/2019 05:22	James L Mertz	1
12150	Total Alkalinity to pH 4.5	SM 2320 B-2011	1	19164003204A	06/14/2019 02:11	Jeremy L Bolf	1
00212	Total Dissolved Solids	SM 2540 C-2011	1	19164921201A	06/13/2019 15:23	Amy L Hankins	1

\*=This limit was used in the evaluation of the final result  
Shaded result = The results or reporting limit exceeded the client-provided MCL.

## Quality Control Outlier Summary

Client Name: Eurofins QC Laboratories  
Reported: 06/20/2019 22:06

Group Number: 2048003

Matrix QC may not be reported if insufficient sample or site-specific QC samples were not submitted. In these situations, to demonstrate precision and accuracy at a batch level, a LCS/LCSD was performed, unless otherwise specified in the method.

All Inorganic Initial Calibration and Continuing Calibration Blanks met acceptable method criteria unless otherwise noted on the Analysis Report.

### Method Blank

Analysis Name	Result mg/l	MDL** mg/l	LOQ mg/l
Batch number: 191630528101	Sample number(s): 1076571		
Calcium	0.0544 J	0.0333	0.505

\*- Outside of specification

\*\* - This limit was used in the evaluation of the final result for the blank

(1) The result for one or both determinations was less than five times the LOQ.

(2) The unspiked result was more than four times the spike added.







Environmental Sample Administration  
Receipt Documentation Log

Client/Project: ERC  
 Date of Receipt: 6/10/19  
 Time of Receipt: 19:30  
 Source Code: 75

Shipping Container Sealed: YES NO

Custody Seal Present \* : YES NO

\* Custody seal was intact unless otherwise noted in the discrepancy section

Package: Chilled Not Chilled

Temperature of Shipping Containers							
Cooler #	Thermometer ID	Temperature (°C)	Temp Bottle (TB) or Surface Temp (ST)	Wet Ice (WI) or Dry Ice (DI) or Ice Packs (IP)	Ice Present? Y/N	Loose (L) Bagged Ice (B) or NA	Comments
1	DT42-03	1.6°C	TB	W	Y	B	No headspace
2							
3							
4							
5							
6							

Number of Trip Blanks received NOT listed on chain of custody: 0

Paperwork Discrepancy/Unpacking Problems:

\_\_\_\_\_  
 \_\_\_\_\_  
 \_\_\_\_\_  
 \_\_\_\_\_

Unpacker Signature/Emp#: [Signature] Date/Time: 6/10/19 23:21

Issued by Dept. 6042 Management

# Explanation of Symbols and Abbreviations

The following defines common symbols and abbreviations used in reporting technical data:

<b>BMQL</b>	Below Minimum Quantitation Level	<b>mL</b>	milliliter(s)
<b>C</b>	degrees Celsius	<b>MPN</b>	Most Probable Number
<b>cfu</b>	colony forming units	<b>N.D.</b>	non-detect
<b>CP Units</b>	cobalt-chloroplatinate units	<b>ng</b>	nanogram(s)
<b>F</b>	degrees Fahrenheit	<b>NTU</b>	nephelometric turbidity units
<b>g</b>	gram(s)	<b>pg/L</b>	picogram/liter
<b>IU</b>	International Units	<b>RL</b>	Reporting Limit
<b>kg</b>	kilogram(s)	<b>TNTC</b>	Too Numerous To Count
<b>L</b>	liter(s)	<b>µg</b>	microgram(s)
<b>lb.</b>	pound(s)	<b>µL</b>	microliter(s)
<b>m3</b>	cubic meter(s)	<b>umhos/cm</b>	micromhos/cm
<b>meq</b>	milliequivalents	<b>MCL</b>	Maximum Contamination Limit
<b>mg</b>	milligram(s)		
<b>&lt;</b>	less than		
<b>&gt;</b>	greater than		
<b>ppm</b>	parts per million - One ppm is equivalent to one milligram per kilogram (mg/kg) or one gram per million grams. For aqueous liquids, ppm is usually taken to be equivalent to milligrams per liter (mg/l), because one liter of water has a weight very close to a kilogram. For gases or vapors, one ppm is equivalent to one microliter per liter of gas.		
<b>ppb</b>	parts per billion		
<b>Dry weight basis</b>	Results printed under this heading have been adjusted for moisture content. This increases the analyte weight concentration to approximate the value present in a similar sample without moisture. All other results are reported on an as-received basis.		

**Analytical test results meet all requirements of the associated regulatory program (i.e., NELAC (TNI), DoD, and ISO 17025) unless otherwise noted under the individual analysis.**

Measurement uncertainty values, as applicable, are available upon request.

Tests results relate only to the sample tested. Clients should be aware that a critical step in a chemical or microbiological analysis is the collection of the sample. Unless the sample analyzed is truly representative of the bulk of material involved, the test results will be meaningless. If you have questions regarding the proper techniques of collecting samples, please contact us. We cannot be held responsible for sample integrity, however, unless sampling has been performed by a member of our staff.

This report shall not be reproduced except in full, without the written approval of the laboratory.

Times are local to the area of activity. Parameters listed in the 40 CFR Part 136 Table II as "analyze immediately" are not performed within 15 minutes.

**WARRANTY AND LIMITS OF LIABILITY** - In accepting analytical work, we warrant the accuracy of test results for the sample as submitted. THE FOREGOING EXPRESS WARRANTY IS EXCLUSIVE AND IS GIVEN IN LIEU OF ALL OTHER WARRANTIES, EXPRESSED OR IMPLIED. WE DISCLAIM ANY OTHER WARRANTIES, EXPRESSED OR IMPLIED, INCLUDING A WARRANTY OF FITNESS FOR PARTICULAR PURPOSE AND WARRANTY OF MERCHANTABILITY. IN NO EVENT SHALL EUROFINS LANCASTER LABORATORIES ENVIRONMENTAL, LLC BE LIABLE FOR INDIRECT, SPECIAL, CONSEQUENTIAL, OR INCIDENTAL DAMAGES INCLUDING, BUT NOT LIMITED TO, DAMAGES FOR LOSS OF PROFIT OR GOODWILL REGARDLESS OF (A) THE NEGLIGENCE (EITHER SOLE OR CONCURRENT) OF EUROFINS LANCASTER LABORATORIES ENVIRONMENTAL AND (B) WHETHER EUROFINS LANCASTER LABORATORIES ENVIRONMENTAL HAS BEEN INFORMED OF THE POSSIBILITY OF SUCH DAMAGES. We accept no legal responsibility for the purposes for which the client uses the test results. No purchase order or other order for work shall be accepted by Eurofins Lancaster Laboratories Environmental which includes any conditions that vary from the Standard Terms and Conditions, and Eurofins Lancaster Laboratories Environmental hereby objects to any conflicting terms contained in any acceptance or order submitted by client.

# Data Qualifiers

<b>Qualifier</b>	<b>Definition</b>
C	Result confirmed by reanalysis
D1	Indicates for dual column analyses that the result is reported from column 1
D2	Indicates for dual column analyses that the result is reported from column 2
E	Concentration exceeds the calibration range
K1	Initial Calibration Blank is above the QC limit and the sample result is ND
K2	Continuing Calibration Blank is above the QC limit and the sample result is ND
K3	Initial Calibration Verification is above the QC limit and the sample result is ND
K4	Continuing Calibration Verification is above the QC limit and the sample result is ND
J (or G, I, X)	Estimated value $\geq$ the Method Detection Limit (MDL or DL) and $<$ the Limit of Quantitation (LOQ or RL)
P	Concentration difference between the primary and confirmation column $>40\%$ . The lower result is reported.
P <sup>A</sup>	Concentration difference between the primary and confirmation column $> 40\%$ . The higher result is reported.
U	Analyte was not detected at the value indicated
V	Concentration difference between the primary and confirmation column $>100\%$ . The reporting limit is raised due to this disparity and evident interference.
W	The dissolved oxygen uptake for the unseeded blank is greater than 0.20 mg/L.
Z	Laboratory Defined - see analysis report
B	Detection in the Blank
Q0	LCS/LCSD Low
Q1	LCS/LCSD High
Q2	MS/MSD Low
Q3	MS/MSD High
Q7	LCS/LCSD RPD
Q8	DUP RPD
Q9	MS/MSD RPD

Additional Organic and Inorganic CLP qualifiers may be used with Form 1 reports as defined by the CLP methods.

Qualifiers specific to Dioxin/Furans and PCB Congeners are detailed on the individual Analysis Report.